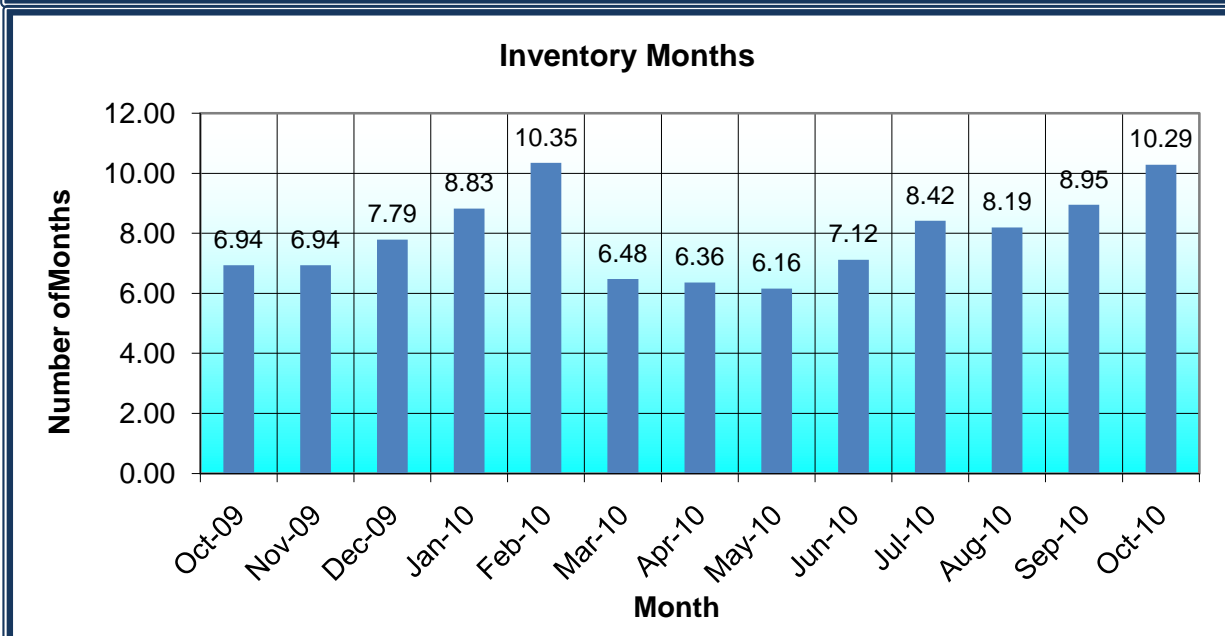
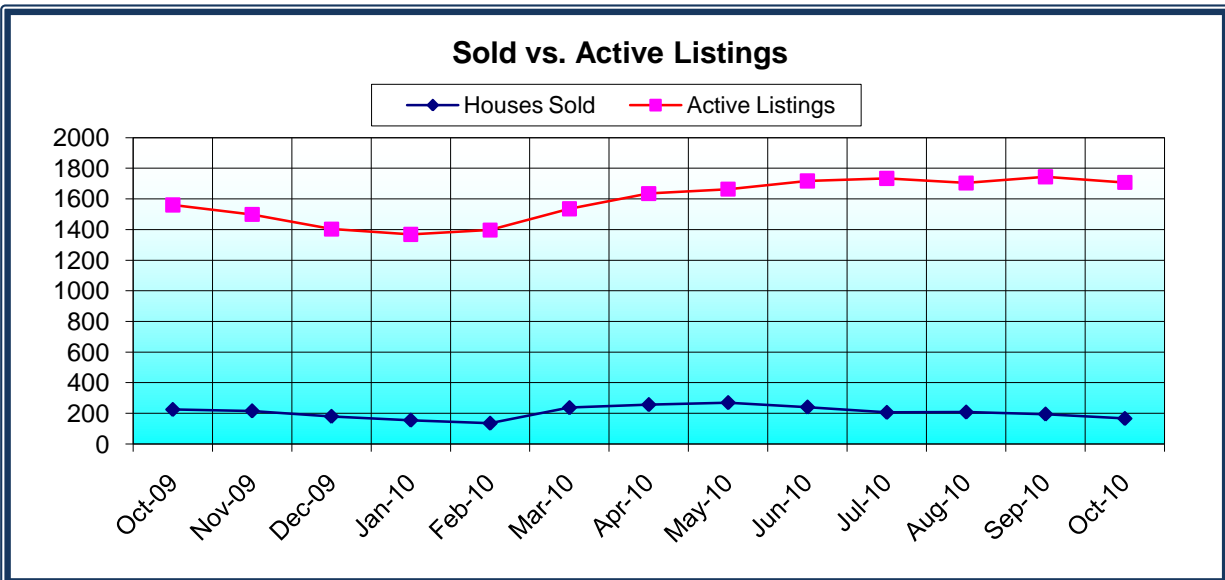


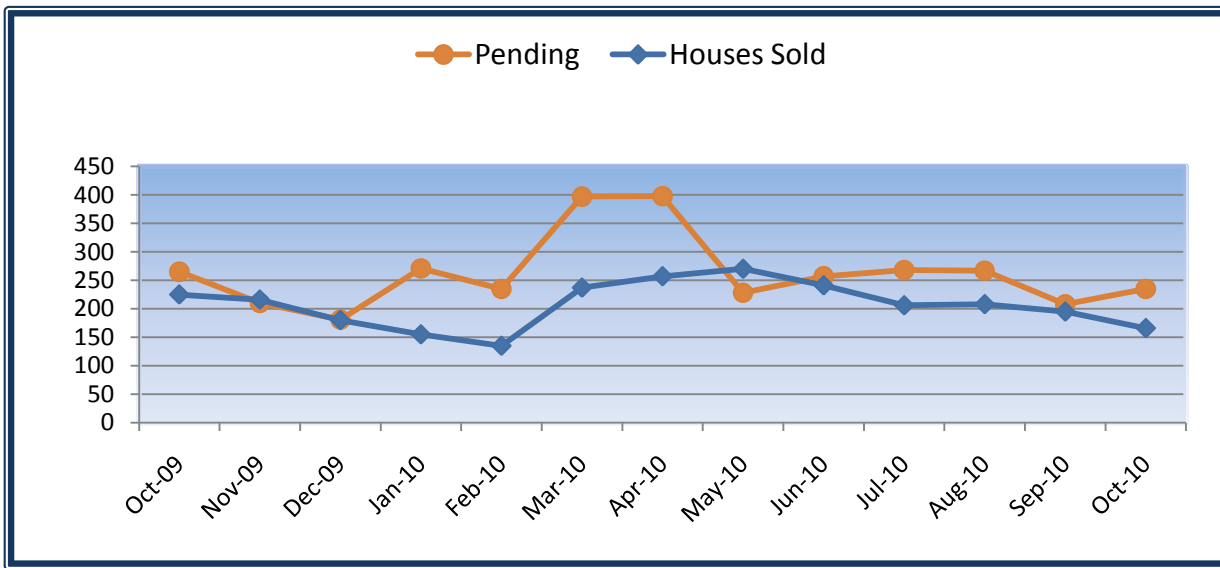
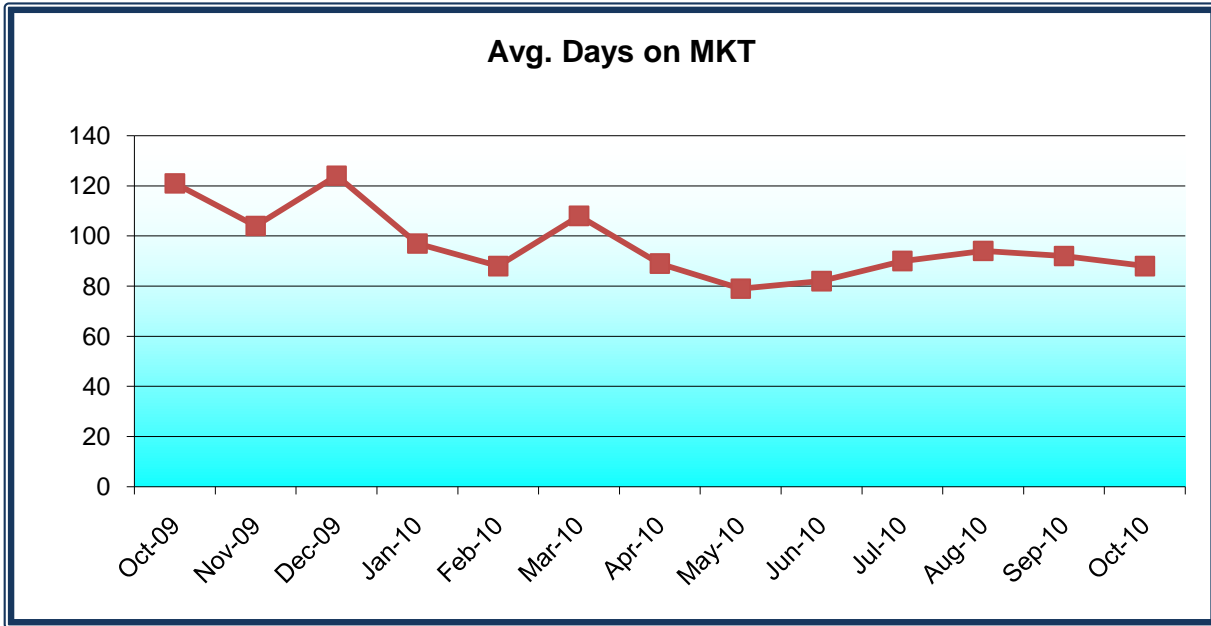
Frederick County

2009-2010

Month	Houses Sold	Active Listings	Inv. Months	Days on MKT	Absorption	Pending
Oct-09	225	1,561	6.94	121	14.41%	265
Nov-09	216	1,499	6.94	104	14.41%	210
Dec-09	180	1,403	7.79	124	12.83%	181
Jan-10	155	1,368	8.83	97	11.33%	271
Feb-10	135	1,397	10.35	88	9.66%	235
Mar-10	237	1,535	6.48	108	15.44%	397
Apr-10	257	1,635	6.36	89	15.72%	398
May-10	270	1,664	6.16	79	16.23%	228
Jun-10	241	1,717	7.12	82	14.04%	257
Jul-10	206	1,734	8.42	90	11.88%	268
Aug-10	208	1,704	8.19	94	12.21%	267
Sep-10	195	1,745	8.95	92	11.17%	208
Oct-10	166	1,708	10.29	88	9.72%	235



Frederick County 2009-2010



Time on Market

	Units Sold						
	Apr-10	May-10	Jun-10	Jul-10	Aug-10	Sep-10	Jan-10
1-30 days	116	128	110	77	79	69	48
31-60 days	31	47	45	47	37	40	32
61-90 days	30	23	28	30	31	25	27
91-120 days	18	21	16	15	12	15	13
Over 120 days	62	51	42	37	49	46	46
Total Units	257	270	241	206	208	195	166